




		Print Speed ISO/IEC 24734	Copy Speed ISO/IEC 24735 Annex D	ADF Copy Speed ISO/IEC 24735
Measurement Method		<ESAT> (Estimated SAturated Throughput) [ipm] Using the Word, Excel and PDF test files (4-page/application), the print speed is calculated from time required to print the 1st set + minimum sets in the duration of over 30 seconds. (excluding time to print the 1st set)	<FCOT> (First Copy Out Time) [sec.] Using the 1-page PDF test file printed by the printer to be tested, the copy speed is time to print 1 page from clicking the COPY button (include the processing time).	<ESAT> (Estimated SAturated Throughput) [ipm] Using the 4-page PDF test files printed by the printer to be tested, the ADF copy speed is calculated from time required to print the 1st set + minimum sets in the duration of over 30 seconds. (excluding time to print the 1st set)
		<FSOT> (First Set Out Time) [sec] Time to print 4 pages from clicking the PC button (include the processing time).	<Continuous Copy Speed> [CPM] The cruising speed calculated by the time required to copy 11 sets (excluding time to copy 1st set).	<FSOT> (First Set Out Time) [sec] Time to copy 4 pages from clicking the COPY button (include the processing time).
Test Pattern	Type			
	Size	A4, 8.5"x 11"	A4, 8.5"x 11"	A4, 8.5"x 11"
Paper	Type	Plain Paper	Plain Paper	Plain Paper
	Size	A4, 8.5"x 11"	A4, 8.5"x 11"	A4, 8.5"x 11"
Settings	Page Size	A4, 8.5"x 11"	A4, 8.5"x 11"	A4, 8.5"x 11"
	Media Type	Plain Paper	Plain Paper	Plain Paper
	Quality	Default	Default	Default
	Borderless	OFF	OFF	OFF
PC environment		OS: Microsoft Windows Vista CPU: Intel Core2 Duo 2.66 GHz RAM: 1GB Interface: USB2.0 Hi-Speed used when applicable	N/A	N/A
Application		Word 2007/Excel 2007/ Acrobat 8.0	N/A	N/A